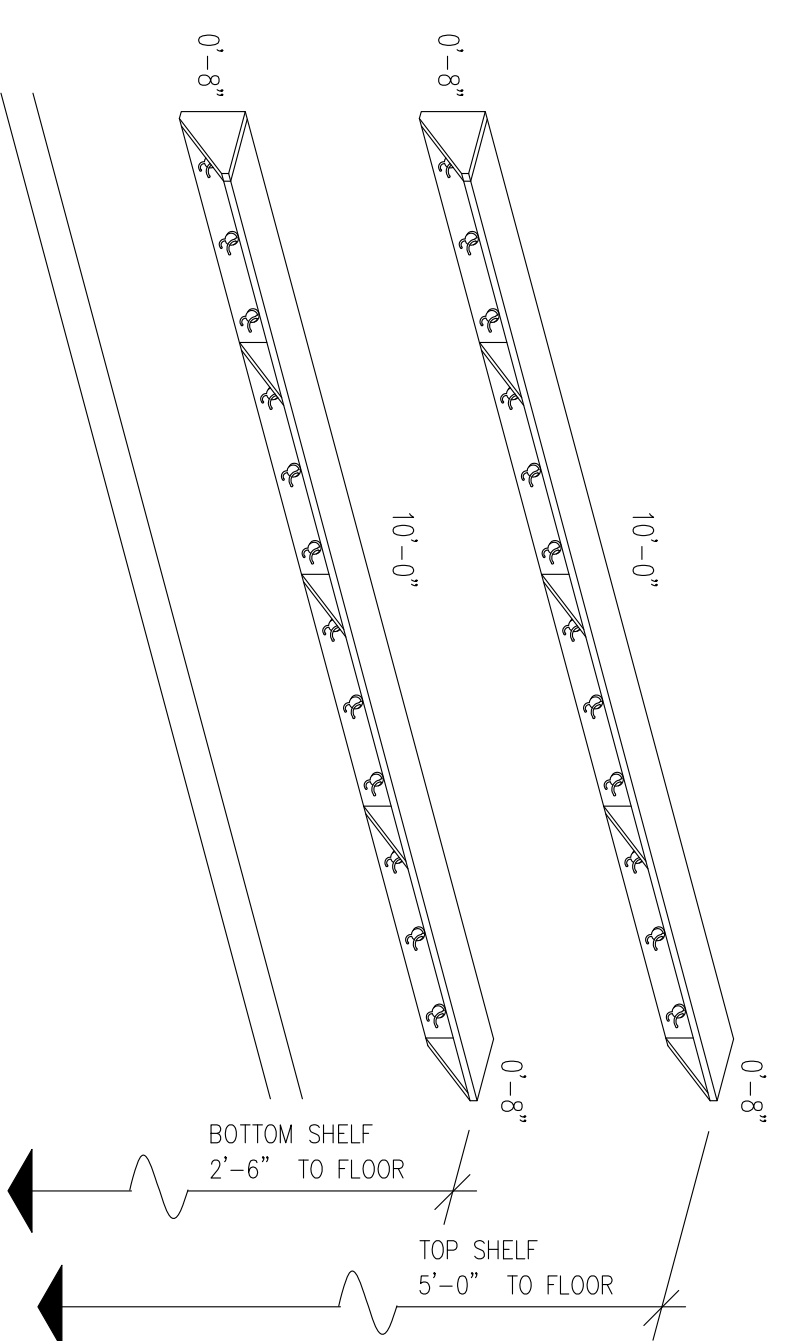


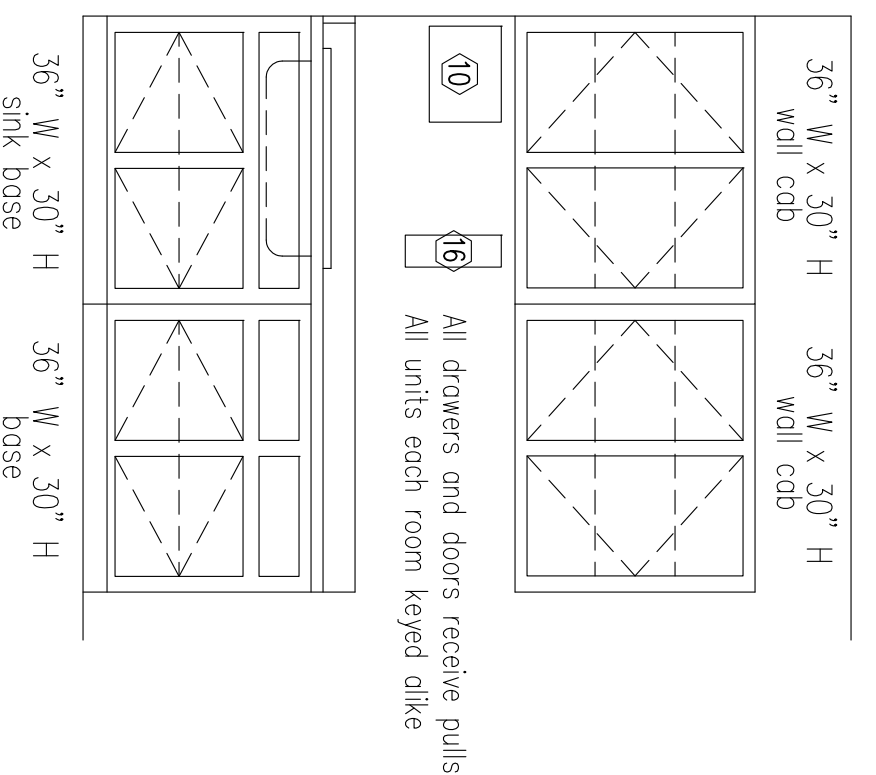
FLOOR PLAN  
SCALE 1/8" = 1'-0"



NOTE:  
- SHELVES TO BE 3/4" PLYWOOD. PROVIDE PLASTIC LAMINATE ALL EXPOSED SURFACES  
- PROVIDE (5) 3/4" PLYWOOD BOARD'S EQUALLY SPACED EACH SHELF  
- SECURE TO WALL STRUCTURE W/ (2) 3" SCREWS @ 37" OC AND AT EACH END  
- HOOKS TO BE SPACED EQUALLY, APPROX. 10" OC

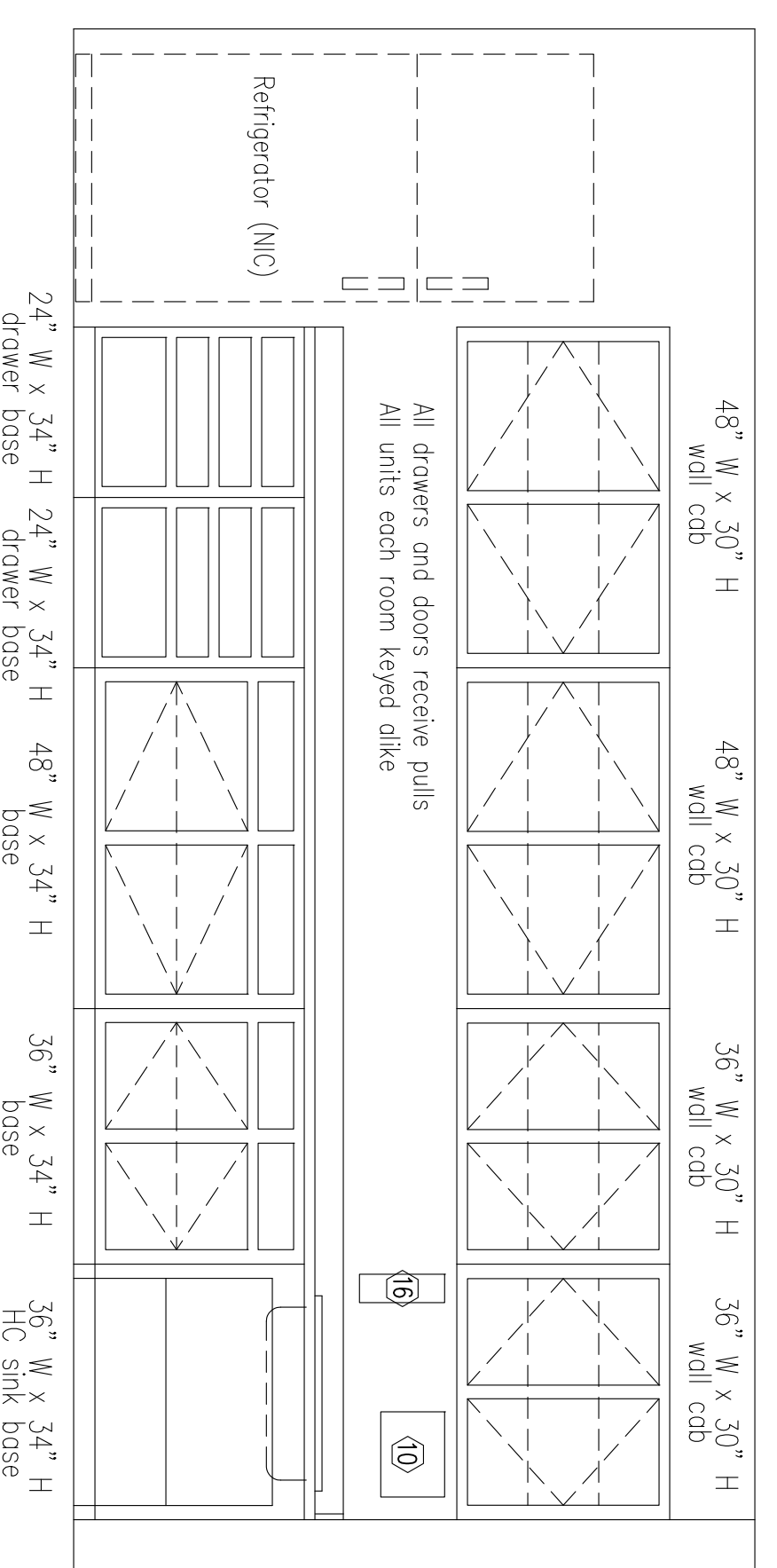
9 Shelf/Coot Hooks Detail  
Scale: NIS

NOTE: Open above cabinets. No bulkhead. Top of cab 7'-0"



5 Typ Classroom Casework  
Scale 1/2" = 1' - 0"

NOTE: Open above cabinets. No bulkhead. Top of cab 7'-0"



6 Workroom Casework  
Scale 1/2" = 1' - 0"

- BUILDING INTERIOR NOTES**
- 1 REMOVE DROP CEILING AT MAINLINES. SECURE GRID FOR TRANSPORTATION. STORE GRIDS IN MODULAR.
  - 2 REMOVE CHILDREN SHELVING UNITS (8). STORE IN THE MODULAR.
  - 3 REMOVE MARKERBOARDS (2)
  - 4 REMOVE 6' BASE AND WALL UNITS AND STORE IN THE MODULAR
  - 5 REMOVE AND STORE CROSS CORRIDOR DOORS
  - 6 REMOVE ALL INTERIOR MAINLINE WALL STRIPS AND STORE IN THE MODULAR